

# HILUX VIGO

## New Hilux Vigo Double Cab



### Commonrail Technology

The unsurpassed power and fuel efficiency that redefines today's engine



- Multi - Reflector halogen headlamps** provide wide - beam and long - distance lighting for optimum road safety.
- New - design front bumper** in rugged style. Front grille in chrome for SUV style luxury.
- Front Foglamps** in sporty round shape compliment exterior frontal design and increase visibility.
- Side steps** make it easier to get on- off and road design.
- Rear bumper** in chrome steel is uniquely cool.
- Supersized **Crystal Tower rear lamps** are 3 - dimensional and trendy in appearance as well as eye - catching from the distance.



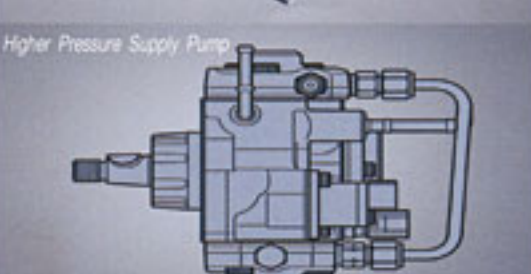


Alloy wheels and New sized tires for the ultimate road performance. 15" for Double Cab 4x4 (4-Wheel Drive) and Double Cab PreRunner 15" for Double Cab 4x2 (2-Wheel Drive)



Outside Rear View Mirror with Chrome, electric powered for your convenience.

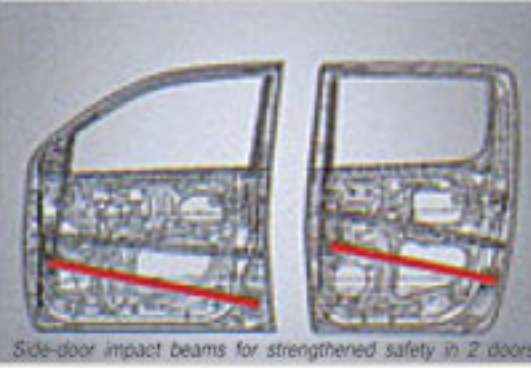



Spacious and comfortable cabin with ergonomic backrests to make long rides pleasurable.



Car Code	TLVGT-10	TLVGT-09	TLVGT-08	TLVGT-07	TLVGT-06	TLVGT-05	TLVGT-04		
	4 x 4 ( 4-Wheel Drive )				4 x 2 ( 2-Wheel Drive )		2 x 4 PreRunner		
	3.0 G Auto	3.0 G	2.5 DLX	2.5 STD	2.5 E	2.5 STD	2.5 G		
	KUN26L-PRPSYM	KUN26L-PRMSYM	KUN25L-PRMDH#9	KUN25L-PRMDH#4	KUN15L-PRMSYM	KUN15L-PRMDYM	KUN35L-PRMSHM		
<b>Double-Cab Specifications</b>									
<b>Dimensions &amp; Weight</b>									
Overall	Length	mm	5,255		5,255	5,130	5,255		
	Width	mm	1,835		1,760		1,835		
	Height	mm	1,810		1,695		1,810		
Wheelbase		mm	3,085		3,085		3,065		
Tread	Front	mm	1,540		1,510		1,540		
	Rear	mm	1,540		1,510		1,540		
Ground Clearance		mm	181		181		212		
Desk Space	Length	mm	1,520		1,520		1,520		
	Width	mm	1,515		1,515		1,515		
	Height	mm	450		450		450		
Interior Space	Length	mm	1,765		1,765		1,765		
	Width	mm	1,475		1,475		1,475		
	Height	mm	1,200		1,200		1,200		
Curb Weight		kg	1,875	1,850	1,800	1,770	1,650	1,625	1,725
<b>Engine</b>									
Engine Model	1KD-FTV		2KD-FTV		2KD-FTV		2KD-FTV		
Engine Type	4 Cylinders, In-Line DOHC 16 Valve VN Turbo Intercooler		4 Cylinders, In-Line DOHC 16 Valve Turbo ( High )		4 Cylinders, In-Line DOHC 16 Valve Turbo ( Standard )		4 Cylinders, In-Line DOHC 16 Valve Turbo ( High )		
Displacement	cm <sup>3</sup>	2,982	2,494		2,494		2,494		
Bore x Stroke	mm	96.0 x 103.0	92.0 x 93.8		92.0 x 93.8		92.0 x 93.8		
Compression Ratio		17.9 : 1	18.5 : 1		18.5 : 1		18.5 : 1		
Maximum Output ( SAE - Net)	kw/rpm	120 ( 163 ) / 3,400	75 ( 102 ) / 3,600		75 ( 102 ) / 3,600		75 ( 102 ) / 3,600		
Maximum Torque	Nm/rpm	343 / 1,400 - 3,200	260 / 1,600 - 2,400		200 / 1,400 - 3,200		260 / 1,600 - 2,400		
Fuel System		Commonrail Direct Injection ( D-4D )							
Fuel Tank Capacity	L	76							
<b>Chassis</b>									
Transmission Type		Gate - Type, 4-Speed Automatic with ECT	5-Speed Manual						
Gear Ratio	1 <sup>st</sup>	2,804	4,313		3,928		4,313		
	2 <sup>nd</sup>	1,531	2,330		2,333		2,330		
	3 <sup>rd</sup>	1,000	1,436		1,451		1,436		
	4 <sup>th</sup>	0.705	1,000		1,000		1,000		
	5 <sup>th</sup>	-	0.838		0.798		0.838		
	Reverse	2,393	4,200		4,743		4,220		
Differential Gear Ratio		3,727	3,583	3,909	4,100		3,909		
Suspension	Front	Doble Wishbone with Coil Spring & Stabilizer and A.D.D.			Double Wishbone with Coil Spring & Stabilizer				
	Rear	Leaf Spring and Shock Absorber							
Brake Type	Front	Ventilated Disc Brake 15"							
	Rear	Leading Tralling Drum Brake							
Steering		Rack & Pinion							
Minimum Turning Radius	m	6.2			5.9		6.2		
Power Steering									
Tire		255 / 70R15C	255 / 70R15C		215 / 65R16C	205 / 70R15C	255 / 70R15C		
Wheel		Alloy 7 J x 15	Steel Ornament 7J x 15		Alloy 6J x 16	Steel 6J x 15	Alloy 7 J x 15		
<b>Standard Equipment</b>									
<b>Exterior</b>									
Front Bumper		Moulding / Body Color	Moulding / Black Color		Moulding / Body Color	Moulding / Body Color	Moulding / Body Color		
Front Grille		Chrome	Black Color		Chrome	Black Color	Chrome		
Scoop		Multi - Reflector Halogen							
Headlamps		Multi - Reflector Halogen							
Outside Rear View Mirror		Chrome with Electric control	Black Color		Chrome with Electric control	Black Color	Chrome with Electric Control		
Door Outside Handle : Grip Type		Chrome	Black Color		Chrome	Black Color	Chrome		

Ready for every road challenge with twice the comfort.  
 Luxuriate in another class of comfort with spacious cabin and sedan – inspired utility features  
 Metallic instrument panels.



		Intermittent Time Adjustable	Intermittent	Intermittent Time Adjustable	Intermittent	Intermittent Time Adjustable
<b>Wiper</b>						
		Intermittent Time Adjustable	Intermittent	Intermittent Time Adjustable	Intermittent	Intermittent Time Adjustable
<b>Interior</b>						
Meter	Optitron					
	Trip Meter					
Multi Information Display ( MID )						Digital
<b>4WD Indicator</b>						
Warning System		Fuel Level Warning				
		Fuel Sedimentator Warning				
		Light Remind Warning				
		Key Remind Warning				
		Door Ajar Warning				
<b>Digital Clock</b>						
Lamp		Map Lamp				
		Room Lamp				
		Ignition Key Illumination				
Ashtray		With Illumination	Without Illumination	With Illumination	Without Illumination	With Illumination
<b>Inside Rear View Mirror</b>						
ECE Type Non - Glare						
Steering Wheel		Tilt				
	Type	4- Spoke Type Urethane with MID Switch	4-Spoke Type Urethane	3-Spoke Type Urethane	4-Spoke Type Urethane	3-Spoke Type Urethane
						4- Spoke Type Urethane with MID Switch
<b>Parking Brake</b>						
Center Lever						
4WD Transfer Lever and Knob						
Sun Visor		Driver	With Card Holder			
	Passenger	With Mirror and Lid	Without Mirror	With Mirror and Lid	Without Mirror	with Mirror and Lid
Power Window		With Auto Down at Driver Seat	With Auto Down at Driver Seat	With Auto Down at Driver Seat		With Auto Down at Driver Seat
Power Door Lock						
Remote Control Key						
Theft Deterrent System ( TDS )						
Auxiliary Power Supply		12 Volt x 1		12 Volt x 1		12 Volt x 1
Door Inside Handle						
<b>Interior Color</b>						
<b>Door Trim</b>						
Type						
Material		Fabric	Semi - Fabric	Fabric	Semi - Fabric	Fabric
Seat		Fabric	Semi - Fabric	Fabric	Semi - Fabric	Fabric
Front Seat		Type	Separate	For 3 Persons	Separate	
	Slide					
	Reclining			60/40		
	Vertical Adjuster					
	Headrest					
Rear Seat		Type	3 Tip Up			
	Headrest	Fabric	Semi - Fabric	Fabric	Semi - Fabric	Fabric
Fuel Lid Opener						
Pocket		Center Console	With Lid	Without Lid	With Lid	Without Lid
		Instrument Panel Upper Box				
		Glove Box	With Key			
		Auxiliary Box				
		Door Pocket	Front / Rear with Bottle Holder			
		Cup Holder	Front Console x 2 / Center Console x 2 / Rear Console x 2	Front Console x 2 / Center Console x 2 / Rear Console x 2	Front Console x 2 / Center Console x 2 / Rear Console x 2	Front Console x 2 / Center Console x 2 / Rear Console x 2
<b>Footrest</b>						
<b>Safety System</b>						
<b>Active Safety</b>						
Anti - lock Braking System ( ABS )						
LED High - Mount Stop Lamp						
<b>Passive Safety</b>						
<b>GOA Body Structure</b>						
<b>Side Door Beam</b>						
Windshield		Green Laminated with Top Shade	Green Laminated	Green Laminated	Green Laminated	Green Laminated with Top Shade
SRS Airbag		Driver and Passenger		Driver		Driver and Passenger
Seatbelts		Front	ELR x 2	ELR x 2 / NR x 1	ELR x 2	
	Rear			ELR x 2 / NR x 2		
	Adjustable			Driver and Passenger		
Door Frame Safety Structure						
Collapsible Steering Column						
Anti - Intrusion Brake Pedal						
Automatic Fuel Cut - off Valve						
<b>Option</b>						
Air Conditioner						
Heater						
Rear Bumper		Chrome	Body Color	Chrome		Chrome
Over Fender		Body Color				Body Color
Side Step						
Built - In Foglamps						



**IMPORT - EXPORT - SUV - CARS**  
 101/107 Moo 20 Phahonyothin Road, Klong Nueng, Klong Luang Pathumthani 12120 THAILAND  
**TEL. + 66 081-889-9018, + 66 081-555-0815**